


Online Banking – Desktop version:

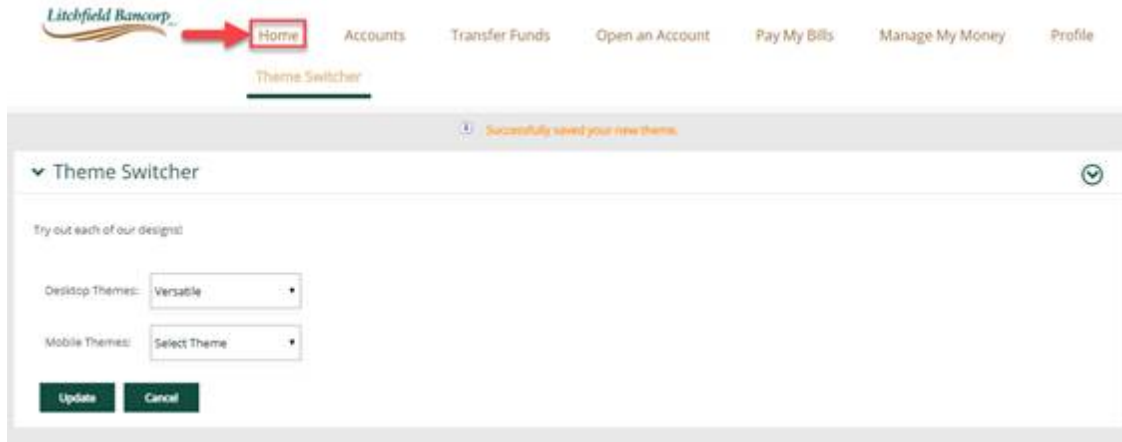
Once you've logged into your **online banking**, click on "Theme Switcher".



The below window will appear:



- From the Desktop and/or Mobile Theme dropdowns, select Versatile
- Click on Update
- The screen should update with the new Versatiles theme
- Click on the Home screen to exit the window

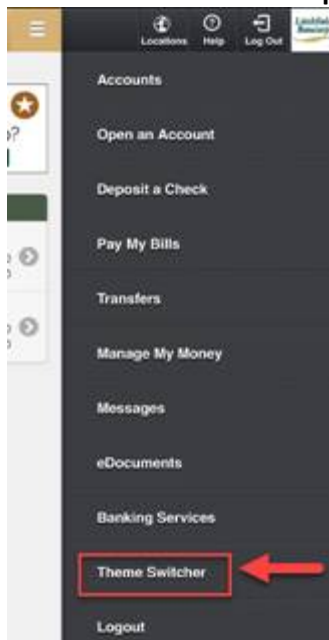


- The new online banking layout should update to the new Versatiles “tile” theme

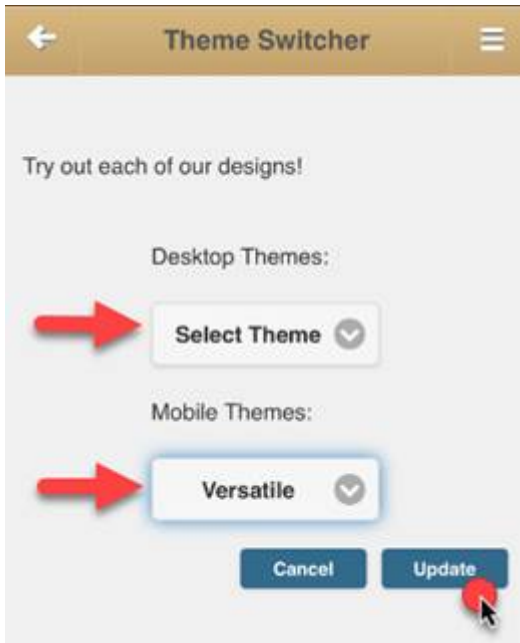
Mobile Banking App:

If you'd prefer to make the changes in your **mobile banking** platform, click on the  located in the top right corner of the screen

- When the menu opens, click on “Theme Switcher”



- Change the Desktop Theme and/or Mobile Theme to Versatiles



- Once you click Update, the theme will change and the screen layout will display in the new Versatiles “tile” theme

